

MAHARASHTRA UNIVERSITY OF HEALTH SCIENCES, NASHIK

DETAILS OF THE HOSPITAL AND WORK RECORD: (HOSPITAL - INFORMATION)

YEAR 2023 - 2024

Faculty: Ayurveda

Name of College: Dhanwantari Ayurved Medical College & Hospital, Udgir College Code: 3406

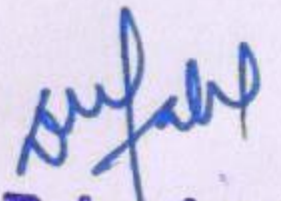
A) NUMBER OF PATIENTS ATTENDED OPD (1st Jan. to 31st December 2022)								
(Note:- Patients of Medical Camp OPD should not be included)								
Sr. No.	Month	Information to be filled up by college						Atyayika (Emergency)
		Kayachikitsa + Panchkarma	Shalya	Shalakyas	Prasuti evum StriRoga	Bal Roga	Swasthvritta evum Yoga	
1	Jan.	1,271	538	542	532	315	47	50
2	Feb.	1,198	507	524	512	282	44	46
3	March.	1,373	547	553	539	282	50	51
4	April	1,379	541	549	555	278	50	49
5	May	1,386	536	525	563	285	46	49
6	June	1,414	560	554	591	294	54	62
7	July	1,340	545	540	584	313	51	126
8	August	1,281	498	503	528	303	45	112
9	Sept.	1,679	578	584	682	422	53	114
10	Oct.	1,873	622	619	690	391	51	110
11	Nov.	1,994	668	652	738	456	53	108
12	Dec.	2,071	673	698	771	492	55	111
Total		18,259	6813	6843	7285	4113	599	988
Grand Total		44,900						



[Signature]
Principal
Dhanwantari Ayurved Medical College
Udgir Tq. Udgir Dist. Latur


B)		NUMBER OF PATIENTS ATTENDED IPD (1st Jan. to 31st Decemb:r)				
		(Note:- Patients of Medical Camp IPD should not be included)				
Sr. No.	Month	Information to be filled up by college				
		Kayachikitsa + Panchkarma	Shalya	Shalakya	Prasuti evum StriRoga	Bal Roga
1	Jan.	56	29	16	21	19
2	Feb.	54	27	15	22	20
3	March.	62	31	19	26	19
4	April	62	28	16	27	21
5	May	65	30	11	23	22
6	June	60	25	15	20	20
7	July	64	26	14	32	26
8	August	56	18	14	27	15
9	Sept.	60	22	12	52	28
10	Oct.	63	25	13	28	19
11	Nov.	63	22	13	72	16
12	Dec.	71	25	15	37	21
Total		736	308	173	387	246
Grand Total		1850				




Principal
Dhanwantari Ayurved Medical College
 Udgir Tq. Udgir Dist. Latur

C)		Total Number of Bed Days Occupied (1st Jan. 2022 to 31st Dec. 2022)				
Sr.No	Month	Information to be filled up by college				
		Kayachikitsa + Panchkarma	Shalya	Shalakyia	Prasuti evum StriRoga	Bal Roga
1	Jan.	404	178	87	133	95
2	Feb.	384	166	78	141	90
3	March.	431	188	96	151	103
4	April	458	177	88	161	104
5	May	444	194	82	135	100
6	June	472	153	77	124	102
7	July	455	167	83	182	134
8	August	513	161	85	217	115
9	Sept.	530	156	85	297	112
10	Oct.	578	171	121	190	114
11	Nov.	503	170	119	441	113
12	Dec.	526	172	132	291	114
Total		5,698	2,053	1,133	2,463	1,296
Grand Total		12,643				
Bed Occupancy (in %)		57.73%				
FORMULA FOR CALCULATING BED OCCUPANCY						
Bed Occupancy = $\frac{\text{Total No. of Bed days Occupied} \times 100}{\text{Total No. of Beds} \times \text{No. of total days}}$						





Principal
 Dhanwantari Ayurved Medical College
 Udgir Tq. Udgir Dist. Latur

D) PANCHAKARMA DETAILS											
SR. NO.	PATIENTS	SNEHAN	SWEDAN	VAMAN	VIRECHAN	BASTI	NASYA	RAKTMOKSHAN	JALOUKAVCHARAN	SHIRODHARA	SHIROBASTI
1.	From O.P.D.	3,116	3,106	0	82	1,297	441	395	167	290	20
2.	From I.P.D.	4,946	4,874	5	13	2,217	519	25	31	265	22
3.	Total	8,062	7,980	5	95	3,514	960	420	198	555	42

(Note: Karmas apart from above should mention in separately in separate enclosure if required.)

E) Hospital information for P.G.Only		:	Not Applicable
Number of Beds	: (Minimum required 100 beds. Additional Beds for Clinical Subject 1:4 per Student (Please refer PG Regulation 2016))	
Number of Students	: X 4 =	Not Applicable
Equipments	:	Adequate /Inadequate	
Number of Registrars/H.O.	:	R.....HO.....	
Number of available additional Non teaching staff	:	


 Dean/Principal of the College
 Dhanwantari Ayurved Medical College
 Udgir Tq. Udgir Dist. Latur